

# Creating an Account in the New Grants Portal

The Maryland Historical Trust (MHT) uses a single grants management system (YourCause GrantsConnect) to process grant requests for all of the programs MHT administers, including:

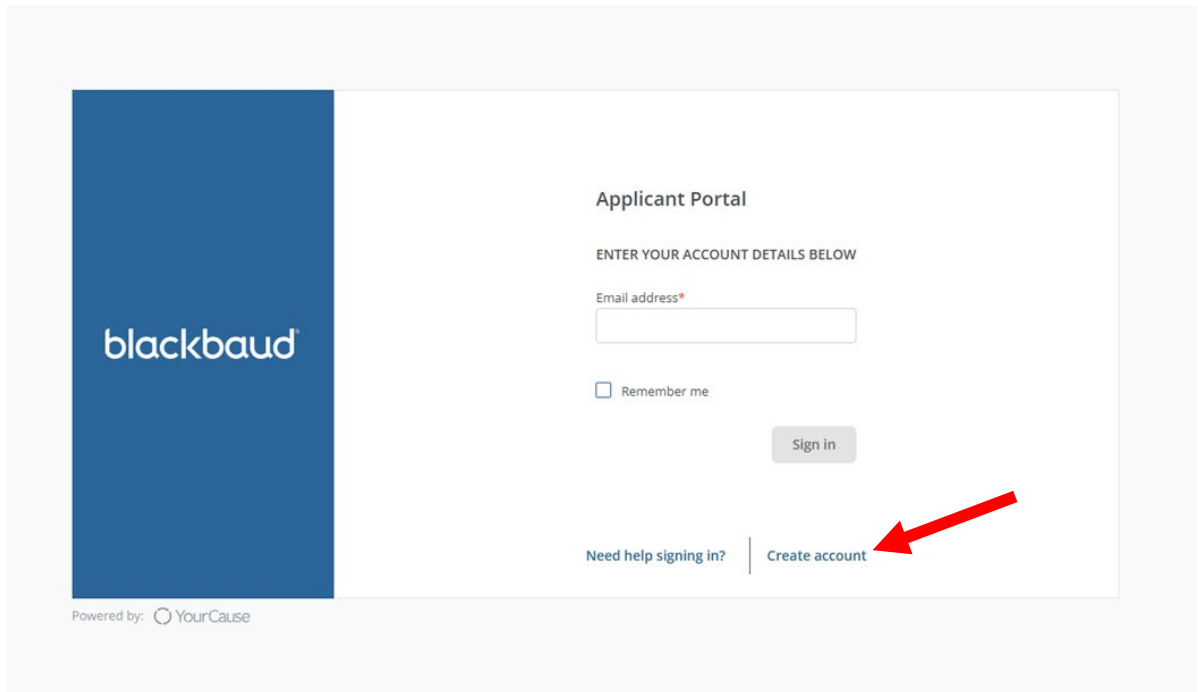
- **the Maryland Heritage Areas Program** (overseen by the Maryland Heritage Areas Authority)
- **the African American Heritage Preservation Program** (in partnership with the Maryland Commission on African American History and Culture)
- **the Historic Preservation Capital Grant Program**
- **the Historic Preservation Non-Capital Grant Program**

*Note – We recommend you use **Chrome, Firefox, or Edge** as your web browser when accessing the online grant application system. If you are using **Safari**, you may encounter errors.*

Please note, that all applicants will need to create a new account to access the new grants portal.

Start by navigating to the new grants portal [here](#).

Click on “Create account”.



The new grants portal allows you to create an account using SSO, Google, Apple, or email. **We recommend using “SSO” or “Continue with Email.”** Please note that the email used to create your account will be the same email address you use for all future logins, for all grant programs administered by MHT.

If you have submitted grant applications using the legacy grants portal, and your grant is still open (that is, you have not completed the project and all reports), please create a new account using the email address of the project contact for your open grant. This will help MHT connect your new

account with your existing requirements. (If you believe you have an open grant but do not know the project contact email, please contact [mht.grants@maryland.gov](mailto:mht.grants@maryland.gov).)

If you use other Blackbaud products, such as Raiser's Edge, you may use your existing Blackbaud ID to access the new grants portal.

YourCause® from Blackbaud

Sign in or sign up

Continue with SSO

Continue with Google

Continue with Apple

Continue with Email

[Need help? Have questions?](#)

Powered by  
blackbaud

*If you choose to sign up using SSO or Google, follow the screen prompts to create a new account.*

**MHT does not recommend using Apple** as users have encountered errors.

Enter your email address and click “continue”, the screen will advance and allow you to click “send confirmation code” which the system will send to the email you entered on the previous screen. If you do not receive this email, check your spam folder or try entering your email address again and following the prompts on the screen.

YourCause® from Blackbaud

Sign in or sign up

Enter your email address.

Email address

☐ Remember my email

Continue

or

Continue with SSO

Continue with Google

Continue with Apple

[Need help? Have questions?](#)

Powered by  
blackbaud

YourCause® from Blackbaud

Sign up

Confirmation of your email address is necessary to create an account.

test@gmail.com

Send confirmation code

[Back to sign in](#)

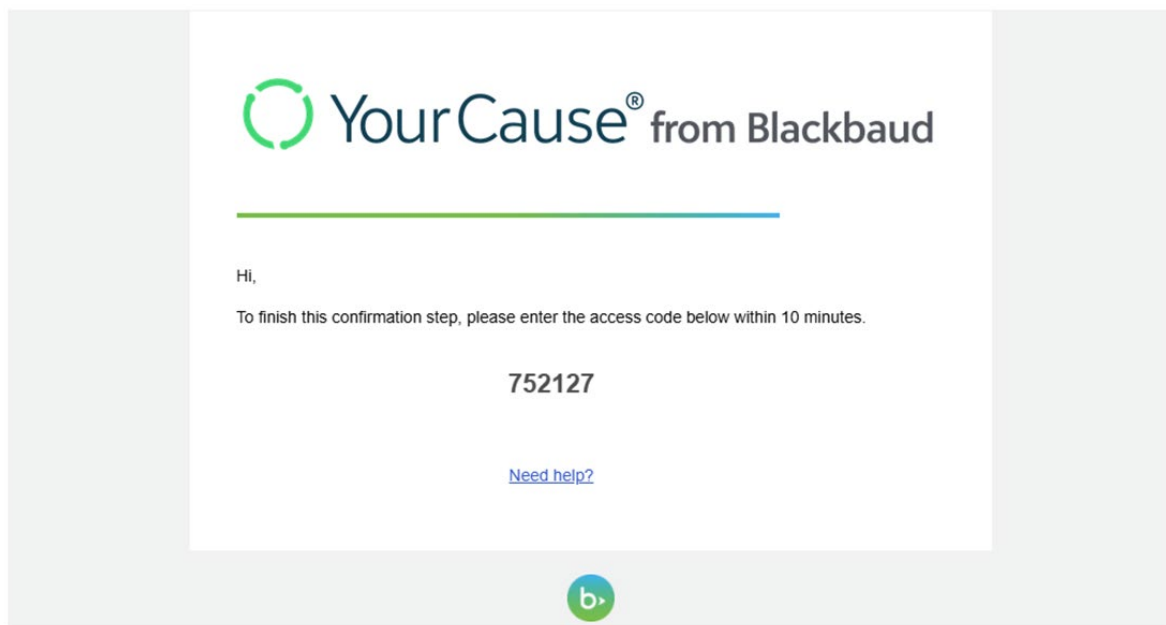
By continuing to sign up, you are agreeing to the Blackbaud, Inc. [Terms of Use](#) and [Privacy Policy](#).

[Need help? Have questions?](#)

Powered by  
blackbaud

Check your email for the confirmation code from Blackbaud.


From: Blackbaud <[noreply@blackbaud.com](mailto:noreply@blackbaud.com)>  
Date: November 8, 2024 at 12:06:06 PM EST  
To: [test@gmail.com](mailto:test@gmail.com)  
Subject: Verify your email address




Enter the code that you receive in your email inbox into the “Confirm code” box on the sign up screen and click “Confirm”.

The image shows a screenshot of a sign-up screen. At the top, there is a logo consisting of a green circle with a white 'b' inside, followed by the text 'YourCause® from Blackbaud'. Below the logo is the heading 'Sign up'. The text 'Confirmation of your email address is necessary to create an account. Confirmation code has been sent to your inbox. Copy it to the confirm box below.' is displayed. Below this text is the email address 'test@gmail.com'. There is a text input field labeled 'Confirm code'. Below the input field are two buttons: 'Confirm' and 'Send new code'. Below the buttons is a blue link that says 'Back to sign in'. The text 'By continuing to sign up, you are agreeing to the Blackbaud, Inc. Terms of Use and Privacy Policy.' is displayed. At the bottom, there is a blue link that says 'Need help? Have questions?' and the text 'Powered by blackbaud®'.

Once confirmed, you will need to set a password. This will be the same password that you will use for all future logins to the grants portal. Write this password down so you can remember it. Please note the requirements: it must contain at least 12 characters and contain at least three of the following – a lowercase letter, capital letter, number, or special character. That password will then need to be confirmed on the following line. If the passwords do not match, you will receive an error message and will need to re-enter your passwords until they are the same. Then enter your first and last name and click “Sign up” at the bottom.

 YourCause<sup>®</sup> from Blackbaud

## Sign up

 A required field is missing. Please fill out all required fields and try again.

Confirmation of your email address is necessary to create an account.  
The code has been verified. You can now continue.

**test@gmail.com**

The password must contain at least 12 characters  
The password must contain at least 3 of the following:

- Lowercase letter
- Capital letter
- Number
- Special character (!, #, %, etc.)

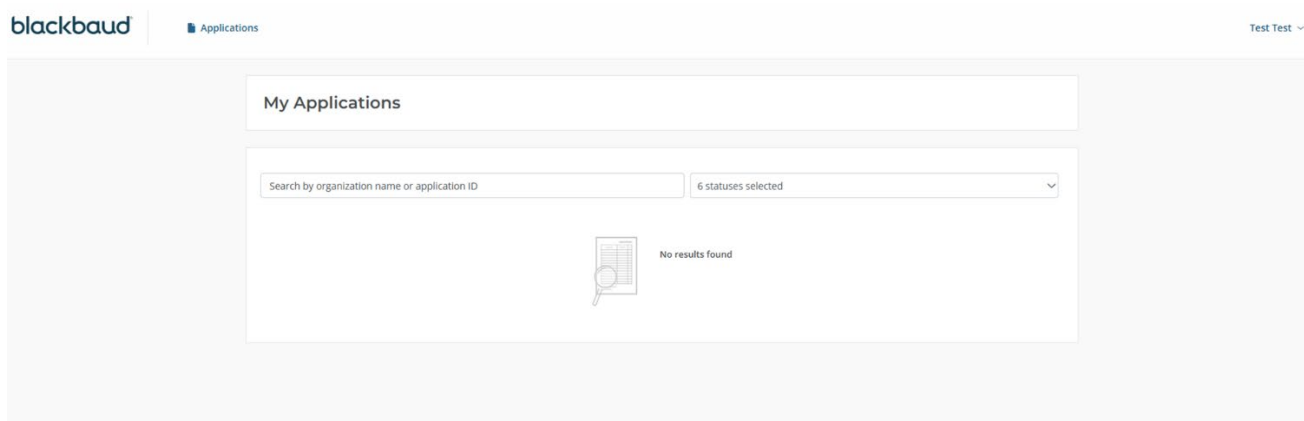
This information is required.

This information is required.

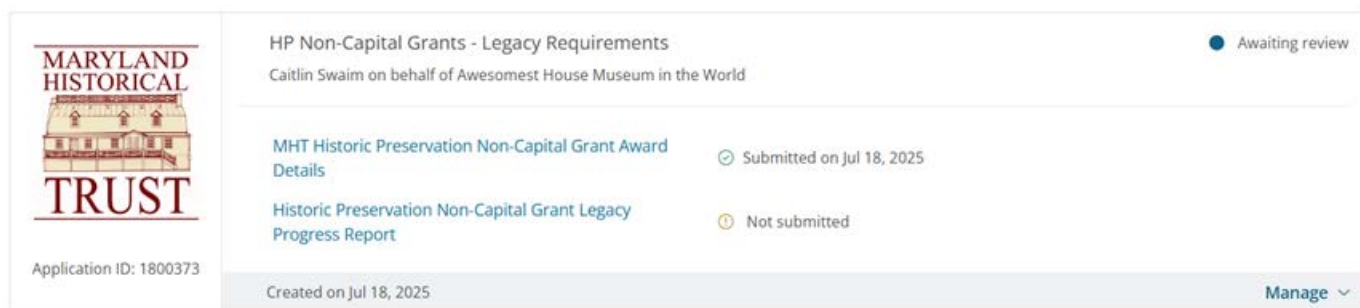
[Back to sign in](#)

By continuing to sign up, you are agreeing to the Blackbaud, Inc. [Terms of Use](#) and [Privacy Policy](#).

When you first login, your “My Applications” home screen will be blank until you begin a new application. Starting in FY26, this is where you will be able to manage and view applications and reporting requirements.



Assigned reports appear as blue hyperlinks below the grant program title in your grants portal. Clicking this blue hyperlink will open the online progress report to review, complete, and submit.



***Need help? Have questions? Email us at [mht.grants@maryland.gov](mailto:mht.grants@maryland.gov)***